

Our Commitment to You

The Best Warranty in the Industry

Backed by the best warranty in the industry, you can take pleasure knowing you've made a sound investment in your Austin Air Purifier.

30-Day, Money-Back Guarantee

In the unlikely event that you're not completely satisfied with your Austin Air Purifier, return it within 30-days, no-questions-asked.

5-Year Mechanical Warranty

Your Austin Air Purifier is warranted to be free from defects in material and workmanship for a period of 5 years from the date of purchase; provided your Austin Air Purifier was operated under normal residential use and that you have completed and returned your warranty registration to Austin Air Systems.

5-Year, Pro-Rated Filter Warranty

Austin Air offers a 5-year, pro-rated filter warranty; the most comprehensive in the industry. No more costly filter replacements every few months or even years. Austin Air filters are designed to last up to 5-years, under normal residential use.



The full line of Austin Air Purifiers includes the:

- HealthMate
- HealthMate Plus
- Pet Machine
- The Bedroom Machine
- Allergy Machine
- HealthMate Junior
- HealthMate Junior Plus
- Allergy Machine Junior
- Baby's Breath

Austin Air Systems, Limited
500 Elk Street, Buffalo, NY 14210
Phone: (716) 856-3700 Fax: (716) 856-6023
E-Mail: info@austinair.com



www.austinair.com



Table of Contents

Welcome and Thank You 1

Operating Instructions 2

Features 2

Important Safety Instructions..... 3-4

Filter Replacement and Warranty 5

Changing the Filter 6-7

Cleaning Instructions 8

Choosing a Location..... 8

5-Year Mechanical Warranty 9



www.austinair.com

5-Year Mechanical Warranty

Your Austin Air Purifier is warranted to be free from defects in material and workmanship under normal residential use for 5 years from the date of purchase.

In the event of a malfunction or failure, please call Austin Air Systems to speak to a customer service representative and ask for a return authorization number. Your Austin Air Purifier should be returned to the address provided with the RA# written on the packaging. It should be sent insured and packaged with sufficient protection, along with your original bill of sale.

If the malfunction or failure is a result of defects covered by this warranty, Austin Air Systems will, at its discretion, repair or replace the air cleaner and return it to the purchaser.

This warranty is limited to the original retail purchaser and is not transferable. The warranty does not cover damage due to accidents, abuse, tampering, or misuse, nor does it cover damage resulting from service by persons other than an authorized Austin Air Systems representative.

Austin Air Systems, Limited's liability under this warranty is limited to the repair or replacement of the defective Austin Air Purifier with the exception of damages, resulting from Austin Air Systems, Limited's failure to comply with federal or state warranty law.

Austin Air Systems, Limited shall not be liable for incidental or consequential damages whether direct or indirect. The replacement filters are covered under a separate pro-rated warranty.

This warranty is expressly granted in lieu of all other warranties, which in some states cannot be excluded. There are no warranties which extend beyond the description of the face hereof, and no person, representative, or firm is authorized to commit Austin Air Systems, Limited to further liability or obligation.

If you have any questions concerning the use and care of Austin Air Systems, Limited's products or services under this warranty, please call (716) 856-3700 or email: info@austinair.com.

Cleaning Instructions

Your Austin Air Purifier has been designed to require very little maintenance. To remove the dust buildup on the 360-degree air intake, vacuum the exterior of the unit using the brush attachment of your vacuum cleaner. To clean the other surfaces on your Austin Air Purifier, wipe with a soft dampened cloth.

Choosing a Location

From years of research and experience, we recommend that you place your Austin Air Purifier in your bedroom.

Pollution is everywhere and the bedroom is no exception. Today, homes are sealed more tightly to conserve energy. Unfortunately, this seals in allergens, mold, bacteria, chemicals, and other contaminants.

Having your Austin Air Purifier in your bedroom will allow you to wake up rested and refreshed without cold-like symptoms such as a stuffy nose, sore throat or cough; these are the symptoms that can occur as a result of a night of breathing contaminated air.



Welcome and Thank You.

Thank you for choosing an Austin Air Purifier. You've made an excellent choice – with our clinically tested, medically proven air purifiers – Austin Air remains the world's most trusted name in portable air purification.

You may be using your Austin Air Purifier to assist with sleep related issues, for relief of asthma or allergy symptoms, or to help with COPD. Whatever the reason, we recommend you run your Austin in the bedroom 24 hours a day, 7 days a week, all 365 days per year. This will ensure you're getting maximum protection from airborne pollutants, when you need it most.

For full information on your Austin Air Purifier, please take a moment to read this manual.

Registering your Austin Air.

Don't forget to register your new Austin Air Purifier with us online at www.austinair.com or by mailing the enclosed warranty card.

Operating Instructions

Please read all instructions before using your Austin Air Purifier. Follow the directions below for easy set-up and first time operation.

- Unpack and remove all packing material. Remove air purifier from plastic bag.
- Completely unravel the power cord and place your Austin Air Purifier on a flat, dry, stable surface, at least four inches from any wall, with the air vent facing away from the wall.
- Make sure the speed control switch is in the off (0) position and plug the power cord into a 120 VAC/60Hz wall outlet.
- Your Austin Air Purifier features three different speed settings: high (III), medium (II), and low (I). The highest setting will provide the fastest delivery of clean air.
- When first turning on your Austin Air Purifier, set to the high setting and let it run for an hour. After an hour, turn speed control switch to desired setting.
- Your Austin Air Purifier is designed to run 24/7. This ensures optimal filter performance and guarantees the air is clean and free from pollutants.


Features





www.austinair.com


austin
AIR SYSTEMS


austin
AIR SYSTEMS

- 

Remove the outer pre-filter and dispose in the same plastic trash bag.
- 

Install the new outer pre-filter by aligning the pre-filter seam with the power cord.
- 

Install the new filter top side down.
- 


Replace the bottom cover and screw down tightly.
- 

Turn your Austin Air Purifier right side up and operate on the high (III) setting for at least one hour.

www.austinair.com

Changing the Filter

1



You will need a large plastic trash bag, a pair of work gloves and a Phillips screwdriver.

Switch your unit to the OFF position. Unplug your Austin Air Purifier from the power outlet.

2



Turn your Austin Air Purifier upside down on a soft surface.

3



Using a Phillips screwdriver, remove the four retaining screws from the bottom cover.

4



Wearing a pair of protective work gloves, lift the bottom cover off and set aside.

5



Carefully remove the filter and dispose in a plastic trash bag.



Important Safety Instructions

PLEASE READ AND SAVE THESE SAFETY INSTRUCTIONS BEFORE USING YOUR AUSTIN AIR PURIFIER.

When using electrical appliances, basic precautions should always be followed to reduce the risk of fire, electric shock, and injury to persons including the following:

1. Read all instructions before operating your Austin Air Purifier.
2. Always place your Austin Air Purifier on a firm, flat, dry level surface.
3. The Austin Air Purifier must be used in its upright position.
4. Keep your Austin Air Purifier away from heated surfaces, open flames, combustible gases, and vapors.
5. Keep your Austin Air Purifier and cord out of the way, where it cannot be stepped on or tripped over.
6. Before operating your Austin Air Purifier, extend the cord and inspect for any signs of damage. Do not use your Austin Air Purifier if the cord is damaged.
7. Keep your Austin Air Purifier away from water and other liquids.
8. Do not run power cord under carpets, and do not cover with throw rugs.
9. Always turn your Austin Air Purifier to the off (O) position and unplug from the wall before moving it, changing the filter or whenever it is not in use. Be sure to pull the plug and not the cord when disconnecting from the outlet.
10. Do not drop, insert or allow any objects to enter into any openings of your Austin Air Purifier. If this occurs, immediately turn off and unplug your Austin Air Purifier and call an Austin Air customer service representative.

Important Safety Instructions

Continued

11. Do not block the air openings on your Austin Air Purifier. Blocking the air openings will decrease the efficiency of your Austin Air Purifier and increase risk of injury.
12. Do not use outdoors. Your Austin Air Purifier is intended for indoor use only.
13. To avoid the risk of fire, shock or personal injury, do not use an extension cord.
14. Do not sit, stand, or place heavy objects on your Austin Air Purifier.
15. Do not operate your Austin Air Purifier if it malfunctions or becomes damaged in any way.
16. Keep out of the reach of children.
17. DO NOT attempt to repair or adjust any electrical or mechanical functions on your Austin Air Purifier. Doing so will void your warranty. All servicing should be performed by an authorized Austin Air representative only.



Filter Replacement and Warranty

The Austin Air filter warranty is designed to provide you with years of worry-free operation. Your Austin Air filter has been designed to last up to 5 years under normal residential use, and features a 5-year pro-rated warranty.

Some household environments are more polluted than others, therefore the life of the filter media in your Austin Air Purifier may be reduced. To address this issue, Austin Air's pro-rated warranty allows you to receive a discount on your next filter replacement purchase, based on the length of time you have owned your filter.

If your Austin Air Purifier is used in rooms with unusually high concentrations of tobacco smoke, sawdust, soot, chemical vapors, and/or odors, your Austin Air filter will need to be replaced more often. In these circumstances, you should replace your filter once your Austin Air Purifier ceases to emit clean, odorless air. If the odor of the highly concentrated contaminant is present when exiting the air output vent, then it is time to replace your filter.

To receive a replacement filter at the pro-rated price, please call Austin Air Systems and ask to speak to a customer service representative. If your filter is out of warranty, please contact the retail store or the dealer where you originally purchased your Austin Air Purifier.

Pro-Rated Filter Replacement Prices*

- Up to 2-years of use: 40% off the retail price, plus shipping
- 2 to 3-years of use: 30% off the retail price, plus shipping
- 3 to 4-years of use: 20% off the retail price, plus shipping
- 4 to 5-years of use: 10% off the retail price, plus shipping

Please note: the pro-rated warranty is also included with every subsequent filter replacement purchase.

*Austin Air Systems, Limited reserves the right to refuse a filter replacement at the pro-rated price and/or request that your filter be returned for inspection.



CAUTION

Warning: Do not attempt to clean the filter. Washing or cleaning the filter will void the warranty and may cause injury. Information is subject to change without notice.